



U.S. DEPARTMENT OF COMMERCE
Economics and Statistics Administration
U.S. CENSUS BUREAU

FORM

CC-23801 (01-04-2012)

2012 ECONOMIC CENSUS

Foundation, Structure, and Building Exterior Contractors

OMB No. 0607-0935: Approval Expires 12/31/2013

DUE DATE
FEBRUARY 12, 2013

(Please correct any errors in this mailing address.)

Need help or have questions?

- **Read** the accompanying information sheet(s) before answering the questions.
- **Visit** econhelp.census.gov
- **Call** 1-800-233-6136, between 8:00 a.m. and 6:00 p.m., Eastern time, Monday through Friday.

CC-23801

**INFORMATION COPY
DO NOT USE TO REPORT**

Report Online - It's fast and secure!
Go to: econhelp.census.gov

- **OR** -

Mail your
completed
form to:

U.S. CENSUS BUREAU
1201 East 10th Street
Jeffersonville, IN 47134-0001

YOUR RESPONSE IS REQUIRED BY LAW. Title 13, United States Code, requires businesses and other organizations that receive this questionnaire to answer the questions and return the report to the U.S. Census Bureau. By the same law, **YOUR CENSUS REPORT IS CONFIDENTIAL.** It may be seen only by persons sworn to uphold the confidentiality of Census Bureau information and may be used only for statistical purposes. Further, copies retained in respondents' files are immune from legal process.

- Use blue or black ballpoint pen.
- Do not use pencil or felt-tip pen.
- Do not put slashes through 0 or 7.
- Please center numbers in their respective boxes.
- Place an "X" inside the box.

Examples:

☒ 0 1 2 3 4 5 6 7 8 9

The reporting unit for this form is a construction establishment. A construction **establishment** is generally a permanent office, payroll office, or other place where business activities related to construction are conducted. A construction establishment manages one or more projects or jobs and is usually maintained on a continuing basis. For examples and further clarification, see information sheet(s).

1 EMPLOYER IDENTIFICATION NUMBER

Is the Employer Identification Number (EIN) shown to the left of the mailing address the same as the one used for this establishment on its latest 2012 Internal Revenue Service Form 941, Employer's Quarterly Federal Tax Return?

0021

☐

Yes - Go to **2**

0022

☐

No - Enter current EIN (9 digits) —————→

0025

--	--	--	--	--	--	--	--	--	--



2 PHYSICAL LOCATION

A. Is this establishment's physical location the same as shown in the mailing address?
(P.O. Box and rural route addresses are not physical locations.)

0031 ☐ Yes - Go to line B

0032 ☐ No - Enter physical location →

0035 Number and street

0036 City, town, village, etc.

0037 State

0038 ZIP Code

B. Is this establishment physically located inside the legal boundaries of the city, town, village, etc.?
(Mark "X" only ONE box.)

0041 ☐ Yes

0042 ☐ No

0043 ☐ No legal boundaries

0044 ☐ Do not know

C. In what type of municipality is this establishment physically located?
(Mark "X" only ONE box.)

0046 ☐ City, village, or borough

0047 ☐ Town or township

0048 ☐ Other

0024 ☐ Do not know

3 OPERATIONAL STATUS

Which ONE of the following best describes this establishment's operational status at the end of 2012?
(Mark "X" only ONE box.)

0011 ☐ In operation

0013 ☐ Temporarily or seasonally inactive

0014 ☐ Ceased operation - Give date at right →

0015 ☐ Sold or leased to another operator - Give date at right →
AND enter name and address of new owner or operator
and Employer Identification Number (EIN) below ↴

Month	Day	Year
<input type="text"/>	<input type="text"/>	<input type="text"/>

0018

0060 Name of new owner or operator

0061 EIN (9 digits)

0062 Mailing address (Number and street, P.O. Box, etc.)

0063 City, town, village, etc.

0064 State

0065 ZIP Code

0016 ☐ Other - Specify →

0815

4 MONTHS IN OPERATION

Mark "X" if None

2012
Number

Number of months in operation during 2012 (If none, mark "X" and go to 30.) 0002 ☐

<input type="text"/>	<input type="text"/>
----------------------	----------------------



2012								
\$ Bil.		Mil.		Thou.				
			2	0	3	6		

EXAMPLE

2012								
\$ Bil.		Mil.			Thou.			

includes new construction and remodeling as well as maintenance and repair work. The activities of primary interest are those that are considered to be construction. Some trades, such as electrical, plumbing, and mechanical, are included in construction. Other trades, such as painting, carpentry, and masonry, are not included. (Note: The following trades are included in construction: excavation, building demolition, painting, carpentry, masonry, plumbing, and electrical work.)

6 Not Applicable.

23801038

7 EMPLOYMENT AND PAYROLL**A. Number of employees****Include:**

- Full- and part-time employees whose payroll was reported on Internal Revenue Service Form 941, Employer's Quarterly Federal Tax Return, and filed under the Employer Identification Number (EIN) shown to the left of the mailing address or corrected in ①.
- If legal form of organization for this business is a corporation, reporting of other employees and other payroll is required. If payroll and employment for this EIN are zero, please indicate if EIN is a joint venture in the remarks section of form.

Exclude:

- Full- or part-time leased employees whose payroll was filed under a Professional Employer Organization's EIN.
- Temporary staffing obtained from a staffing service.
- Contractors, subcontractors, or independent contractors.
- Purchased or managed services, such as janitorial, guard, or landscape services.
- Professional or technical services purchased from another firm, such as software consulting, computer programming, engineering or accounting services.

For further clarification, see information page (s).

Number of **construction workers** includes:

- Apprentices.
- Working foremen.
- Equipment operators and mechanics.
- Journeymen.
- Job-site record keepers.
- Craftsmen.
- Laborers.
- Truck drivers and helpers.
- Others engaged directly in construction.

Number of **other employees** includes:

- Supervisors above working foremen.
- Office staff.
- Executives.
- Architects.
- Personnel staff.
- Engineers.
- Accounting staff.
- Purchasing agents.
- Others engaged in nonconstruction activities.

		Number of employees for pay periods including the 12th of -																			
		March 2012					June 2012					September 2012					December 2012				
		(4)					(5)					(6)					(7)				
1.	Number of construction workers	029	<input type="text"/>	<input type="text"/>	<input type="text"/>	<input type="text"/>	<input type="text"/>	<input type="text"/>	<input type="text"/>	<input type="text"/>	<input type="text"/>	<input type="text"/>	<input type="text"/>	<input type="text"/>	<input type="text"/>	<input type="text"/>	<input type="text"/>	<input type="text"/>	<input type="text"/>		
2.	Number of other employees	055	<input type="text"/>	<input type="text"/>	<input type="text"/>	<input type="text"/>	<input type="text"/>	<input type="text"/>	<input type="text"/>	<input type="text"/>	<input type="text"/>	<input type="text"/>	<input type="text"/>	<input type="text"/>	<input type="text"/>	<input type="text"/>	<input type="text"/>	<input type="text"/>	<input type="text"/>		
3.	TOTAL (Add lines A1 and A2)	057	<input type="text"/>	<input type="text"/>	<input type="text"/>	<input type="text"/>	<input type="text"/>	<input type="text"/>	<input type="text"/>	<input type="text"/>	<input type="text"/>	<input type="text"/>	<input type="text"/>	<input type="text"/>	<input type="text"/>	<input type="text"/>	<input type="text"/>	<input type="text"/>	<input type="text"/>		

B. Payroll before deductions (Exclude employer's cost for fringe benefits.)**1. Annual payroll**

Mark "X" if None

a. Construction workers 0301

b. Other employees 0302

c. **TOTAL** (Add lines B1a and B1b) 0300

2. First quarter payroll (January-March 2012) 0310

2012		
\$ Bil.	Mil.	Thou.
<input type="text"/>	<input type="text"/>	<input type="text"/>
<input type="text"/>	<input type="text"/>	<input type="text"/>
<input type="text"/>	<input type="text"/>	<input type="text"/>
<input type="text"/>	<input type="text"/>	<input type="text"/>

CONTINUE WITH ⑦ ON PAGE 5

CONTINUE ON PAGE 5

23801046

If not shown, please enter your 11-digit Census File Number (CFN) from the mailing address.

7 EMPLOYMENT AND PAYROLL - Continued

C. Employer's cost for fringe benefits

1. Legally required fringe benefits (Include employer payments for Social Security, Medicare, unemployment compensation, workmen's compensation, and State disability programs, if required.) 0221

Mark "X" if None

2012								
\$ Bil.			Mil.			Thou.		

2. Voluntarily provided fringe benefits (Include such items as payments for life insurance, medical insurance, pensions, welfare benefits, and union-negotiated benefits.) 0222

☐

2012								
\$ Bil.			Mil.			Thou.		

3. TOTAL (Add lines C1 and C2) 0223

8 HOURS WORKED

Report hours worked by construction workers reported in **7**, line 41.

Number of hours worked by construction workers for quarterly periods including:

Mark "X" if None

2012								
Hours								

A. March 12 0211

☐

B. June 12 0212

☐

C. September 12 0213

☐

D. December 12 0214

☐

E. TOTAL (Add lines A through D) 0210

☐

9 VALUE OF INVENTORIES

Report inventories for materials and supplies, regardless of where held, owned by this establishment as of December 31. (Exclude work-in-progress and finished units.)

Report inventories using current cost (if using LIFO method of evaluation, adjust to obtain FIFO or current cost)

Mark "X" if None

End of 2012		
\$ Bil.	Mil.	Thou.

0462

Mark "X" if None

End of 2011		
\$ Bil.	Mil.	Thou.

0472

10-12 Not Applicable.

INFORMATION COPY
DO NOT USE TO REPORT

23801053



13 ASSETS, CAPITAL EXPENDITURES, RETIREMENTS, AND DEPRECIATION

(Do not include land. See information sheet(s) for additional information.)

Mark "X"
if None

2012

Estimates are acceptable

A. Gross value of depreciable assets (usually original cost) at the beginning of the year 0500**B.** Capital expenditures for (new and used) depreciable assets 0520**C.** Gross value of depreciable assets sold, retired, scrapped, destroyed, etc. 0510**D.** Gross value of depreciable assets (usually original cost) at the end of the year (Add lines A and B minus C) 0505**E.** Normal depreciation charges for all tangible assets including buildings, machinery and equipment 0540

2012		
Estimates are acceptable		
\$ Bil.	Mil.	Thou.

14 RENTAL PAYMENTS

(Exclude capital leases (leases with a contract to own at the end of the lease).)

Mark "X"
if None

2012

2012		
Estimates are acceptable		
\$ Bil.	Mil.	Thou.

A. Rental or lease of buildings, job-site trailers, and other structures (Include land.) 0551**B.** Rental or lease of construction equipment and tools, machinery, office equipment, furniture, and vehicles 0552**C. TOTAL** (Add lines A and B) 0550**15** Not Applicable.

INFORMATION COPY
 DO NOT USE TO REPORT

23801061



If not shown, please enter your 11-digit Census File Number (CFN) from the mailing address.

16 SELECTED EXPENSES

(See information sheet(s) for additional information.)

- A. Cost of materials, subcontract work, fuels, and electricity** (Include current account expenses normally considered as cost of work performed or job-specific costs.)

Mark "X"
if None

2012		
\$ Bil.	Mil.	Thou.
<input type="text"/>	<input type="text"/>	<input type="text"/>

- 1. Cost of materials, parts, and supplies** 0421 ☐

Include:

- All job-site, office, and construction materials and supplies.
- Cost of materials purchased by this establishment for subcontractors.

Exclude:

- Cost of manufacturing and production machinery, furniture, etc. (any item installed that is not part of a building structure).

- 2. Cost of construction work subcontracted out to others** (Exclude the cost of materials purchased by this establishment for subcontractors.) 0423 ☐

- 3. Cost of fuels for heat, power, lubricants**

- a. Natural gas and manufactured gas (propane)** 0431 ☐

- b. Gasoline and diesel fuel - ON highway (not at site)** 0432 ☐

- c. Gasoline and diesel fuel - OFF highway (at site)** 0433 ☐

- d. All other fuels and lubricants, including heating oils, lubricating oils, and greases** 0434 ☐

- 4. Cost of electricity** 0425 ☐

**INFORMATION COPY
DO NOT USE TO REPORT**

CONTINUE WITH **16** ON PAGE 8

23801079

CONTINUE ON PAGE 8

16 SELECTED EXPENSES - Continued**B.** Other operating expenses (Exclude expenses reported elsewhere.)Mark "X"
if None

2012

- 1.** Temporary staff and leased employee expense - Total costs paid to Professional Employer Organizations (PEOs) and staffing agencies for personnel. (Include all charges for payroll, benefits, and services.) 0176

☐

\$ Bil.	Mil.	Thou.

- 2.** Expensed equipment - Expensed computer hardware and other equipment (e.g., copiers, fax machines, telephones, shop and lab equipment, CPUs, monitors). (Report packaged software on line B3. Report leased and rented equipment in **14**, line B.) 0444

☐

--	--	--

- 3.** Expensed purchases of software - Purchases of prepackaged, custom coded or vendor customized software. (Include software developed or customized by others, web-design services and purchases, licensing agreements, upgrades of software; and maintenance fees related to software updates and alterations.) 0188

☐

--	--	--

- 4.** Data processing and other purchased computer services (Include computer facilities management services, computer input preparation, data storage, computer time rental, optical scanning services, and other computer-related advice and services, including training. Exclude expensed integrated systems, repair and maintenance of computer equipment, payroll processing and credit card transaction fees, and expenses for telecommunication services (e.g., Internet, connectivity, telephone).) 0198

☐

--	--	--

- 5.** Purchased communication services - Telephone, cellular, and fax services; computer-related communications (e.g., Internet, connectivity, online) and other wired and wireless communication services 0402

☐

--	--	--

- 6.** Purchased repairs and maintenance to buildings and/or machinery and equipment (Exclude materials, parts, and supplies used for repairs and maintenance performed by this firm's employees.) 0394

☐

--	--	--

- 7.** Water, sewer, refuse removal, and other utility payments (Include the costs of hazardous waste removal. If the cost of these utilities is included in a lease or rental payment, report in **14**, line A.) 0407

☐

--	--	--

- 8.** Purchased advertising and promotional services (Include marketing and public relations services.) 0405

☐

--	--	--

- 9.** Purchased professional and technical services (Include management consulting, accounting, auditing, bookkeeping, legal, actuarial, payroll processing, architectural, engineering, and other professional services. Exclude salaries paid to your own employees for these services.) 0216


☐

--	--	--

- 10.** Governmental taxes and license fees - Payments to government agencies for taxes and licenses. (Include business and property taxes. Exclude income taxes.) 0396

☐

--	--	--

- 11.** All other operating expenses not reported elsewhere. (Exclude purchases of merchandise for resale and nonoperating expenses.) - *Specify* 

0897

0397

☐

--	--	--

- 12. TOTAL** (Add lines B1 through B11) 0449

☐

--	--	--

INFORMATION COPY
 DO NOT USE TO REPORT

23801087

If not shown, please enter your 11-digit Census File Number (CFN) from the mailing address.

17-21 Not Applicable.

HOW TO
REPORT
PERCENTS

Percents should be **rounded to whole** percents.

If figure is **38.76%** of total sales: **Report** →

2012

Percent

39 %

HOW TO
REPORT
ITEM **22**

Detail of Sales, Shipments, Receipts, or Revenue

Kind of Business Example:

Code

2012

Percent of total business done

0713

0711

A. Construction work activities

Building construction on land you own or control, for sale

6001

60 %

Other kinds of construction - *Specify* →

0712

Laying Asphalt

9000

20 %

B. Other business activity

Rental or lease of properties

9918

15 %

Other business activities - *Specify* →

0712

Private Landscaping

9929

5 %

C. TOTAL (Percentages reported in A and B should equal 100%)

8005

100 %

22 DETAIL OF SALES, SHIPMENTS, RECEIPTS, OR REVENUE

Kind of business

Percent of the total reported in **5**, line C due to -

Code

2012

Percent of total business done

0713

0711

A. Construction work activities

Concrete contractor (except paving or precast)

8110

%

Reinforcing steel contractor

8120

%

Structural steel erection contractor

8121

%

Precast concrete installation contractor

8122

%

Framing contractor

8130

%

CONTINUE WITH **22** ON PAGE 10 FOR ADDITIONAL TYPES OF ACTIVITY

CONTINUE ON PAGE 10

23801095

22 DETAIL OF SALES, SHIPMENTS, RECEIPTS, OR REVENUE - Continued

Code	2012	
	Percent of total business done	
0713	0711	
		%
8140		%
8141		%
8142		%
8143		%
8150		%
8160		%
8170		%
8171		%
8190		%
8191		%
8192		%
7311		%
8313		%
8340		%
8350		%
8391		%
8314		%
8315		%

A. Construction work activities - Continued

Marble, granite, or slate contractor, exterior 8140

Masonry contractor: brick, block, or stone (except brick paving) 8141

Masonry: pointing, cleaning, or caulking contractor 8142

Stucco contractor 8143

Glass, glazing, and tinting contractor 8150

Roofing contractor 8160

Gutter, gutter guard, and downspout installation contractor 8170

Siding contractor, including fascia and soffit 8171

Metal curtain wall installation contractor 8190

Ornamental metal contractor, including metal stairway, balcony, and wrought iron installation 8191

Welding contractor, operating at the site of construction 8192

Paving contractor -- asphalt/concrete for highways, streets, bridges, airport runways 7311

Plastering, lathing, or fresco contractor 8313

Marble, granite, or slate contractor, interior 8340

Finish carpentry contractor 8350

Waterproofing and weather stripping contractor 8391

Fireproofing for other foundation, structure, and building exterior contractor 8314

Fireproof flooring contractor 8315

CONTINUE WITH **22** ON PAGE 11 FOR ADDITIONAL TYPES OF ACTIVITY

CONTINUE ON PAGE 11

23801103

If not shown, please enter your 11-digit Census File Number (CFN) from the mailing address.

22 DETAIL OF SALES, SHIPMENTS, RECEIPTS, OR REVENUE - Continued

Code	2012	
	Percent of total business done	
0713	0711	

A. Construction work activities - Continued

Rental of construction machinery or equipment (except cranes) with operator 8916

%

Rental of cranes with operator 8991

%

Asphalt, concrete, and brick paving contractor, residential or commercial driveways and parking areas 8990

%

Excavation work, earthmoving, or land clearing contractor 8911

%

Other kinds of construction - Specify ↴

0712

9000

%

B. Other business activity

Manufacturing -- products manufactured and sold to others 9915

%

Rental of construction machinery or equipment to others, without an operator 9919

%

Transportation of goods for others 9921

%

Wholesale trade 9922

%

Retail trade 9925

%

Other business activities - Specify ↴

0712

9929

%

C. TOTAL (Percentages reported in A and B should equal 100%) 8005

100 %

23801111

HOW TO
REPORT
ITEM 23

Type of Construction

Example:

Type of construction	Code	2012							
		Categories of construction							
		Percent of construction work		New construction		Additions, alterations, or reconstruction		Maintenance and repair work	
0615	0616	0614	(1)	0611	(2)	0612	(3)	0613	(4)

A. BUILDING CONSTRUCTION

Single-family houses, detached 316

75	%	60	%	10	%	5	%
----	---	----	---	----	---	---	---

B. NONBUILDING CONSTRUCTION

Decks, residential type 376

25	%	0	%	10	%	5	%
----	---	---	---	----	---	---	---

C. TOTAL value of construction work done in 2012 (Sum of columns (2) through (4) should equal 100% in column (1). 999

100	%	70	%	20	%	10	%
-----	---	----	---	----	---	----	---

23 TYPE OF CONSTRUCTION

Percent of the construction work reported in 5, line A involved in the following types of construction.

(Report these percentages in column (1). IMPORTANT: Complete column (1) on all pages before completing columns (2) through (4). Then in columns (2), (3), and (4) allocate the percent for each line according to the three categories of construction. The sum of columns (2) through (4) should equal the entry in column (1).

Type of construction	Code	2012							
		Categories of construction							
		Percent of construction work		New construction		Additions, alterations, or reconstruction		Maintenance and repair work	
0615	0616	0614	(1)	0611	(2)	0612	(3)	0613	(4)

A. BUILDING CONSTRUCTION

Single-family houses, detached 316

	%		%		%		%
--	---	--	---	--	---	--	---

Single-family houses, attached 317

	%		%		%		%
--	---	--	---	--	---	--	---

Apartment buildings (2 or more units), such as rentals, apartment-type condominiums and cooperatives 318

	%		%		%		%
--	---	--	---	--	---	--	---

Dormitories and barracks 319

	%		%		%		%
--	---	--	---	--	---	--	---

Manufacturing and industrial warehouses 321

	%		%		%		%
--	---	--	---	--	---	--	---

Other manufacturing and industrial buildings, such as factories, assembly plants, and industrial research laboratories 323

	%		%		%		%
--	---	--	---	--	---	--	---

Hotels, motels, and tourist cabins 324

	%		%		%		%
--	---	--	---	--	---	--	---

Office buildings 325

	%		%		%		%
--	---	--	---	--	---	--	---

CONTINUE WITH 23 ON PAGE 13 FOR ADDITIONAL TYPES OF CONSTRUCTION

CONTINUE ON PAGE 13

23801129

If not shown, please enter your 11-digit Census File Number (CFN) from the mailing address.

23 TYPE OF CONSTRUCTION - Continued

Type of construction	Code	2012							
		Percent of construction work		Categories of construction					
				New construction		Additions, alterations, or reconstruction		Maintenance and repair work	
		0614	(1)	0611	(2)	0612	(3)	0613	(4)
A. BUILDING CONSTRUCTION - Continued									
Stores, restaurants, automobile service stations, parking garages, and other commercial buildings	326		%		%		%		%
Commercial warehouses, such as distribution buildings and mini-storage	327		%		%		%		%
Religious buildings	328		%		%		%		%
Educational buildings	329		%		%		%		%
Health care and institutional buildings	331		%		%		%		%
Public safety buildings, such as prisons, police, and fire stations	332		%		%		%		%
Farm buildings, nonresidential	333		%		%		%		%
Amusement, social, and recreational buildings	334		%		%		%		%
Other building construction - Specify ↴									
0615	338		%		%		%		%
B. NONBUILDING CONSTRUCTION									
Highways, streets, and related work, such as public sidewalks, curbs, guardrails, and signs	341		%		%		%		%
Airport runways and landing fields	342		%		%		%		%
Private driveways and parking areas (except garages)	343		%		%		%		%
Bridges and elevated highways	346		%		%		%		%
Tunnels	347		%		%		%		%
Sewers, sewer lines, septic systems, and related facilities	351		%		%		%		%

CONTINUE WITH **23** ON PAGE 14 FOR ADDITIONAL TYPES OF CONSTRUCTION

CONTINUE ON PAGE 14

23801137

23 TYPE OF CONSTRUCTION - Continued

Type of construction	Code	2012									
		Categories of construction									
		Percent of construction work		New construction			Additions, alterations, or reconstruction			Maintenance and repair work	
		0614	(1)	0611	(2)	0612	(3)	0613	(4)		
B. NONBUILDING CONSTRUCTION - Continued											
Water mains, storage, wells, and related facilities	352		%		%		%		%		%
Oil and gas pipelines, pumping stations, storage tanks, and mains	353		%		%		%		%		%
Power and communication transmission lines, cables, towers, and related facilities	354		%		%		%		%		%
Power and cogeneration plants, except hydroelectric	356		%		%		%		%		%
Power plants, hydroelectric	357		%		%		%		%		%
Chemical (except petrochemical) complexes/plants, blast furnaces, and mining appurtenances	359		%		%		%		%		%
Sewage and water treatment plants	361		%		%		%		%		%
Petrochemical plants and petroleum refineries	364		%		%		%		%		%
Mass transit, including railroad construction	366		%		%		%		%		%
Conservation and development construction, such as dams, drainage canals, and flood control projects	368		%		%		%		%		%
Harbor and port facilities	373		%		%		%		%		%
Marine construction, such as dredging, navigational channels, and locks	374		%		%		%		%		%
Swimming pools	375		%		%		%		%		%
Decks, residential type	376		%		%		%		%		%
Fencing	378		%		%		%		%		%
Outdoor recreational areas, such as outdoor athletic fields, courts, golf courses, and camp grounds	381		%		%		%		%		%
Ships	384		%		%		%		%		%

CONTINUE WITH **23** ON PAGE 15 FOR ADDITIONAL TYPES OF CONSTRUCTION


CONTINUE ON PAGE 15

23801145



If not shown, please enter your 11-digit Census File Number (CFN) from the mailing address.

23 TYPE OF CONSTRUCTION - Continued

Type of construction	Code	2012							
		Percent of construction work		Categories of construction					
				New construction		Additions, alterations, or reconstruction		Maintenance and repair work	
			(1)		(2)		(3)		(4)
B. NONBUILDING CONSTRUCTION - Continued									
Oil and gas fields	385		%		%		%		%
Coal mines	392		%		%		%		%
Metal mines	393		%		%		%		%
Nonmetallic mines	394		%		%		%		%
Other nonbuilding construction - Specify 									
<div style="border: 1px solid black; height: 30px; width: 300px;"></div>	395		%		%		%		%
C. TOTAL value of construction work done in 2012 (Sum of columns 2 through 4 should equal 100% in column 1).	999	100	%		%		%		%

24 and 25 Not Applicable.

26 SPECIAL INQUIRIES

A. OWNERSHIP OF CONSTRUCTION PROJECTS

Percent of the construction work reported in **5**, line A on projects owned by the following:

1. Private businesses and individuals 9000

2. State and local governments 9001

3. Federal government 9002

4. TOTAL (Percentages reported in lines A1 through A3 should equal 100%.)

2012	
Percent	
	%
	%
	%
100	%

B. CONSTRUCTION WORK DONE AS A SUBCONTRACTOR

Percent of the amount you reported in **5**, line A which represents work you did for other contractors or builders

(Enter "0" if you did not subcontract work from other contractors or builders.) 9100

2012	
Percent	
	%

CONTINUE WITH **26** ON PAGE 16

CONTINUE ON PAGE 16

23801152

26 SPECIAL INQUIRIES - Continued**C. CONSTRUCTION WORK DONE BY STATE**

Percent of the construction work reported in **5**, line A which occurred in each state
(The sum of the percentages reported should equal 100%.)

State		2012 Percent		State		2012 Percent		State		2012 Percent	
9201	Alabama		%	9222	Louisiana		%	9240	Oklahoma		%
9202	Alaska		%	9223	Maine		%	9241	Oregon		%
9204	Arizona		%	9224	Maryland		%	9242	Pennsylvania		%
9205	Arkansas		%	9225	Massachusetts		%	9244	Rhode Island		%
9206	California		%	9226	Michigan		%	9245	South Carolina		%
9208	Colorado		%	9227	Minnesota		%	9246	South Dakota		%
9209	Connecticut		%	9228	Mississippi		%	9247	Tennessee		%
9210	Delaware		%	9229	Missouri		%	9248	Texas		%
9211	District of Columbia		%	9230	Montana		%	9249	Utah		%
9212	Florida		%	9231	Nebraska		%	9250	Vermont		%
9213	Georgia		%	9232	Nevada		%	9251	Virginia		%
9215	Hawaii		%	9233	New Hampshire		%	9253	Washington		%
9216	Idaho		%	9234	New Jersey		%	9254	West Virginia		%
9217	Illinois		%	9235	New Mexico		%	9255	Wisconsin		%
9218	Indiana		%	9236	New York		%	9256	Wyoming		%
9219	Iowa		%	9237	North Carolina		%		United States	100	%
9220	Kansas		%	9238	North Dakota		%				
9221	Kentucky		%	9239	Ohio		%				

INFORMATION COPY
DO NOT USE TO REPORT

CONTINUE WITH **26** ON PAGE 17

CONTINUE ON PAGE 17

23801160



If not shown, please enter your 11-digit Census File Number (CFN) from the mailing address.

26 SPECIAL INQUIRIES - Continued


D. FRANCHISE

- 1.** Was this establishment operating under any trademark(s) or brand name(s) authorized by a franchisor in 2012? (Mark "X" only ONE box.)

0237 ☐ Yes - franchisee-owned establishment

0238 ☐ Yes - franchisor-owned establishment

0239 ☐ No

- 2.** If yes, provide the trademark(s) or brand name(s) below. 

0235

**INFORMATION COPY
DO NOT USE TO REPORT**

27-29 Not Applicable.

REMARKS (Please use this space for any explanations that may be essential in understanding your reported data.)

30 CERTIFICATION - This report is substantially accurate and was prepared in accordance with the instructions.

Is the time period covered by this report a calendar year?

☐ Yes

☐ No

- Enter time period covered →

FROM	Month	Year	TO	Month	Year
	<input type="text"/>	<input type="text"/>		<input type="text"/>	<input type="text"/>

Name of person to contact regarding this report

Title

Area code Number Extension

Tele-
phone - -

Area code Number

Fax - -

E-mail address

Date completed

Month Day Year

Thank you for completing your 2012 ECONOMIC CENSUS form.

PLEASE PHOTOCOPY THIS FORM FOR YOUR RECORDS AND RETURN THE ORIGINAL.

23801178

