



U.S. DEPARTMENT OF COMMERCE  
Economics and Statistics Administration  
U.S. CENSUS BUREAU

FORM

**CC-23601** (01-04-2012)

## 2012 ECONOMIC CENSUS

### Residential and Nonresidential Building Construction

OMB No. 0607-0935: Approval Expires 12/31/2013

**DUE DATE**  
**FEBRUARY 12, 2013**

(Please correct any errors in this mailing address.)

**Need help or have questions?**

- **Read** the accompanying information sheet(s) before answering the questions.
- **Visit** [econhelp.census.gov](http://econhelp.census.gov)
- **Call** 1-800-233-6136, between 8:00 a.m. and 6:00 p.m., Eastern time, Monday through Friday.

**CC-23601**

**INFORMATION COPY  
DO NOT USE TO REPORT**

**Report Online** - It's fast and secure!  
**Go to:** [econhelp.census.gov](http://econhelp.census.gov)

- **OR** -

**Mail** your  
completed  
form to:

**U.S. CENSUS BUREAU**  
**1201 East 10th Street**  
**Jeffersonville, IN 47134-0001**

**YOUR RESPONSE IS REQUIRED BY LAW.** Title 13, United States Code, requires businesses and other organizations that receive this questionnaire to answer the questions and return the report to the U.S. Census Bureau. By the same law, **YOUR CENSUS REPORT IS CONFIDENTIAL.** It may be seen only by persons sworn to uphold the confidentiality of Census Bureau information and may be used only for statistical purposes. Further, copies retained in respondents' files are immune from legal process.

- Use blue or black ballpoint pen.
- Do not use pencil or felt-tip pen.
- Do not put slashes through 0 or 7.
- Please center numbers in their respective boxes.
- Place an "X" inside the box.

Examples:

☒ 0 1 2 3 4 5 6 7 8 9

The reporting unit for this form is a construction establishment. A construction **establishment** is generally a permanent office, payroll office, or other place where business activities related to construction are conducted. A construction establishment manages one or more projects or jobs and is usually maintained on a continuing basis. For examples and further clarification, see information sheet(s).

**1 EMPLOYER IDENTIFICATION NUMBER**

Is the Employer Identification Number (EIN) shown to the left of the mailing address the same as the one used for this establishment on its latest 2012 Internal Revenue Service Form 941, Employer's Quarterly Federal Tax Return?

0021

☐

Yes - Go to **2**

0022

☐

No - Enter current EIN (9 digits) —————→

0025

		-							
--	--	---	--	--	--	--	--	--	--



**2** PHYSICAL LOCATION

**A.** Is this establishment's physical location the same as shown in the mailing address?  
(P.O. Box and rural route addresses are not physical locations.)

0031 ☐ Yes - Go to line B

0032 ☐ No - Enter physical location →

0035 Number and street

0036 City, town, village, etc.

0037 State

0038 ZIP Code

**B.** Is this establishment physically located inside the legal boundaries of the city, town, village, etc.?  
(Mark "X" only ONE box.)

0041 ☐ Yes

0042 ☐ No

0043 ☐ No legal boundaries

0044 ☐ Do not know

**C.** In what type of municipality is this establishment physically located?  
(Mark "X" only ONE box.)

0046 ☐ City, village, or borough

0047 ☐ Town or township

0048 ☐ Other

0024 ☐ Do not know

**3** OPERATIONAL STATUS

Which ONE of the following best describes this establishment's operational status at the end of 2012?  
(Mark "X" only ONE box.)

0011 ☐ In operation

0013 ☐ Temporarily or seasonally inactive

0014 ☐ Ceased operation - Give date at right →

0015 ☐ Sold or leased to another operator - Give date at right →  
AND enter name and address of new owner or operator  
and Employer Identification Number (EIN) below ↴

Month	Day	Year
<input type="text"/>	<input type="text"/>	<input type="text"/>

0018

0060 Name of new owner or operator

0061 EIN (9 digits)

0062 Mailing address (Number and street, P.O. Box, etc.)

0063 City, town, village, etc.

0064 State

0065 ZIP Code

0016 ☐ Other - Specify →

0815

**4** MONTHS IN OPERATION

Mark "X" if None

2012  
Number

Number of months in operation during 2012 (If none, mark "X" and go to 30.) . . . . . 0002 ☐

<input type="text"/>	<input type="text"/>
----------------------	----------------------

If not shown, please enter your 11-digit Census File Number (CFN) from the mailing address.

**HOW TO  
REPORT  
DOLLAR  
FIGURES**

Dollar figures should be **rounded to thousands** of dollars.

If a figure is **\$2,035,628.79**:

**Report** → ☐

If a value is "0" (or less than \$500.00):

**Report** → ☒

Mark "X"  
if None

2012		
\$ Bil.	Mil.	Thou.
<input type="text"/>	<input type="text"/>	<input type="text"/>
<input type="text"/>	<input type="text"/>	<input type="text"/>
<input type="text"/>	<input type="text"/>	<input type="text"/>
<input type="text"/>	<input type="text"/>	<input type="text"/>

EXAMPLE

**5 SALES, SHIPMENTS, RECEIPTS, OR REVENUE**

Mark "X"  
if None

2012		
\$ Bil.	Mil.	Thou.
<input type="text"/>	<input type="text"/>	<input type="text"/>
<input type="text"/>	<input type="text"/>	<input type="text"/>
<input type="text"/>	<input type="text"/>	<input type="text"/>
<input type="text"/>	<input type="text"/>	<input type="text"/>

**A. Receipts, billings, or sales for construction work** . . . . . 0152 ☐

(Construction work includes new construction and remodeling as well as maintenance and repair work. The activities of plumbing and trade contractors are considered to be construction. Some trades, not traditionally thought of as construction, are included, such as land subdivision, excavation, building demolition, painting, carpet-laying, water well drilling, plumbing and electrical work.)

**Include:**

- Receipts (or billings) derived from contract construction work done for others.
- Sales of houses and other buildings you built and sold.
- Construction management and design-build contracts.
- Site preparation, such as land clearing, laying roads, installing utilities, and subdividing land into lots.

**Exclude:**

- Cost of land other than site preparation.
- Cost of manufacturing and production machinery, furniture, etc. (any item installed that is not part of a building structure).

**B. Receipts for all other business activities done by this establishment** . . . . . 0153 ☐

**Include:**

- Architectural services, except the design portion of integrated design-build contracts.
- Engineering services.
- Manufacturing.
- Mining.
- Rental or lease of properties.
- Real estate commissions and property management fees.
- Rental of construction machinery or equipment to others, without an operator.
- Transportation.
- Retail trade.
- Wholesale trade.
- Other business activities.

**C. TOTAL (Add lines A and B)** . . . . . 0100 ☐

**6** Not Applicable.

**7** EMPLOYMENT AND PAYROLL**A.** Number of employees**Include:**

- Full- and part-time employees whose payroll was reported on Internal Revenue Service Form 941, Employer's Quarterly Federal Tax Return, and filed under the Employer Identification Number (EIN) shown to the left of the mailing address or corrected in ①.
- If legal form of organization for this business is a corporation, reporting of other employees and other payroll is required. If payroll and employment for this EIN are zero, please indicate if EIN is a joint venture in the remarks section of form.

**Exclude:**

- Full- or part-time leased employees whose payroll was filed under a Professional Employer Organization's EIN.
- Temporary staffing obtained from a staffing service.
- Contractors, subcontractors, or independent contractors.
- Purchased or managed services, such as janitorial, guard, or landscape services.
- Professional or technical services purchased from another firm, such as software consulting, computer programming, engineering or accounting services.

For further clarification, see information page (s).

Number of **construction workers** includes:

- Apprentices.
- Working foremen.
- Equipment operators and mechanics.
- Journeymen.
- Job-site record keepers.
- Craftsmen.
- Laborers.
- Truck drivers and helpers.
- Others engaged directly in construction.

Number of **other employees** includes:

- Supervisors above working foremen.
- Office staff.
- Executives.
- Architects.
- Personnel staff.
- Engineers.
- Accounting staff.
- Purchasing agents.
- Others engaged in nonconstruction activities.

		Number of employees for pay periods including the 12th of -																			
		March 2012					June 2012					September 2012					December 2012				
		(4)					(5)					(6)					(7)				
1.	Number of construction workers																				029
2.	Number of other employees																				055
3.	TOTAL (Add lines A1 and A2)																				057

**B.** Payroll before deductions (Exclude employer's cost for fringe benefits.)**1.** Annual payroll

Mark "X" if None

a. Construction workers . . . . . 0301

b. Other employees . . . . . 0302

c. **TOTAL** (Add lines B1a and B1b) . . . . . 0300**2.** First quarter payroll (January-March 2012) . . . . . 0310

2012		
\$ Bil.	Mil.	Thou.

CONTINUE WITH ⑦ ON PAGE 5

CONTINUE ON PAGE 5

23601040

If not shown, please enter your 11-digit Census File Number (CFN) from the mailing address.

**7** EMPLOYMENT AND PAYROLL - Continued

**C. Employer's cost for fringe benefits**

**1.** Legally required fringe benefits (Include employer payments for Social Security, Medicare, unemployment compensation, workmen's compensation, and State disability programs, if required.) . . . . . 0221

Mark "X" if None

2012								
\$ Bil.			Mil.			Thou.		

**2.** Voluntarily provided fringe benefits (Include such items as payments for life insurance, medical insurance, pensions, welfare benefits, and union-negotiated benefits.) . . . . . 0222

☐

2012								
\$ Bil.			Mil.			Thou.		

**3. TOTAL** (Add lines C1 and C2) . . . . . 0223

**8** HOURS WORKED

Report hours worked by construction workers reported in **7**, line 41.

Number of hours worked by construction workers for quarterly periods including:

Mark "X" if None

2012								
Hours								

**A.** March 12 . . . . . 0211

☐

**B.** June 12 . . . . . 0212

☐

**C.** September 12 . . . . . 0213

☐

**D.** December 12 . . . . . 0214

☐

**E. TOTAL** (Add lines A through D) . . . . . 0210

☐

**9** VALUE OF INVENTORIES

Report inventories for materials and supplies, regardless of where held, owned by this establishment as of December 31. (Exclude work-in-progress and finished units.)

Report inventories using current cost (if using LIFO method of evaluation, adjust to obtain FIFO or current cost) . . . . .

Mark "X" if None

End of 2012		
\$ Bil.	Mil.	Thou.

0462

Mark "X" if None

End of 2011		
\$ Bil.	Mil.	Thou.

0472

**10-12** Not Applicable.

INFORMATION COPY  
DO NOT USE TO REPORT

23601057



**13 ASSETS, CAPITAL EXPENDITURES, RETIREMENTS, AND DEPRECIATION**

(Do not include land. See information sheet(s) for additional information.)

Mark "X"  
if None

2012

Estimates are acceptable

\$ Bil.	Mil.	Thou.
<input type="text"/>	<input type="text"/>	<input type="text"/>
<input type="text"/>	<input type="text"/>	<input type="text"/>
<input type="text"/>	<input type="text"/>	<input type="text"/>
<input type="text"/>	<input type="text"/>	<input type="text"/>
<input type="text"/>	<input type="text"/>	<input type="text"/>

**A.** Gross value of depreciable assets (usually original cost) at the beginning of the year . . . . . 0500 ☐**B.** Capital expenditures for (new and used) depreciable assets . . . . . 0520 ☐**C.** Gross value of depreciable assets sold, retired, scrapped, destroyed, etc. . . . . 0510 ☐**D.** Gross value of depreciable assets (usually original cost) at the end of the year (Add lines A and B minus C) . . . . . 0505 ☐**E.** Normal depreciation charges for all tangible assets including buildings, machinery and equipment . . . . . 0540 ☐**14 RENTAL PAYMENTS**

(Exclude capital leases (leases with a contract to own at the end of the lease).)

Mark "X"  
if None

2012

\$ Bil.	Mil.	Thou.
<input type="text"/>	<input type="text"/>	<input type="text"/>
<input type="text"/>	<input type="text"/>	<input type="text"/>
<input type="text"/>	<input type="text"/>	<input type="text"/>

**A.** Rental or lease of buildings, job-site trailers, and other structures (Include land.) . . . . . 0551 ☐**B.** Rental or lease of construction equipment and tools, machinery, office equipment, furniture, and vehicles . . . . . 0552 ☐**C. TOTAL** (Add lines A and B) . . . . . 0550 ☐**15** Not Applicable.**INFORMATION COPY  
DO NOT USE TO REPORT**

23601065



If not shown, please enter your 11-digit Census File Number (CFN) from the mailing address.

# 16 SELECTED EXPENSES

(See information sheet(s) for additional information.)

- A.** Cost of materials, subcontract work, fuels, and electricity (Include current account expenses normally considered as cost of work performed or job-specific costs.)

Mark "X"  
if None

2012		
\$ Bil.	Mil.	Thou.
<input type="text"/>	<input type="text"/>	<input type="text"/>

1. Cost of materials, parts, and supplies . . . . . 0421 ☐

## Include:

- All job-site, office, and construction materials and supplies.
- Cost of materials purchased by this establishment for subcontractors.

## Exclude:

- Cost of manufacturing and production machinery, furniture, etc. (any item installed that is not part of a building structure).

2. Cost of construction work subcontracted out to others (Exclude the cost of materials purchased by this establishment for subcontractors.) . . . . . 0423 ☐

3. Cost of fuels for heat, power, lubricants

- a. Natural gas and manufactured gas (propane) . . . . . 0431 ☐

- b. Gasoline and diesel fuel - ON highway (not at site) . . . . . 0432 ☐

- c. Gasoline and diesel fuel - OFF highway (at site) . . . . . 0433 ☐

- d. All other fuels and lubricants, including heating oils, lubricating oils, and greases . . . . . 0434 ☐

4. Cost of electricity . . . . . 0425 ☐

INFORMATION COPY  
DO NOT USE TO REPORT

CONTINUE WITH 16 ON PAGE 8

23601073

CONTINUE ON PAGE 8

**16** SELECTED EXPENSES - Continued**B.** Other operating expenses (Exclude expenses reported elsewhere.)Mark "X"  
if None

2012

- 1.** Temporary staff and leased employee expense - Total costs paid to Professional Employer Organizations (PEOs) and staffing agencies for personnel. (Include all charges for payroll, benefits, and services.) . . . . . 0176

☐

\$ Bil.	Mil.	Thou.

- 2.** Expensed equipment - Expensed computer hardware and other equipment (e.g., copiers, fax machines, telephones, shop and lab equipment, CPUs, monitors). (Report packaged software on line B3. Report leased and rented equipment in **14**, line B.) . . . . . 0444

☐

--	--	--

- 3.** Expensed purchases of software - Purchases of prepackaged, custom coded or vendor customized software. (Include software developed or customized by others, web-design services and purchases, licensing agreements, upgrades of software; and maintenance fees related to software updates and alterations.) . . . . . 0188

☐

--	--	--

- 4.** Data processing and other purchased computer services (Include computer facilities management services, computer input preparation, data storage, computer time rental, optical scanning services, and other computer-related advice and services, including training. Exclude expensed integrated systems, repair and maintenance of computer equipment, payroll processing and credit card transaction fees, and expenses for telecommunication services (e.g., Internet, connectivity, telephone).) . . . . . 0198

☐

--	--	--

- 5.** Purchased communication services - Telephone, cellular, and fax services; computer-related communications (e.g., Internet, connectivity, online) and other wired and wireless communication services . . . . . 0402

☐

--	--	--

- 6.** Purchased repairs and maintenance to buildings and/or machinery and equipment (Exclude materials, parts, and supplies used for repairs and maintenance performed by this firm's employees.) . . . . . 0394

☐

--	--	--

- 7.** Water, sewer, refuse removal, and other utility payments (Include the costs of hazardous waste removal. If the cost of these utilities is included in a lease or rental payment, report in **14**, line A.) . . . . . 0407

☐

--	--	--

- 8.** Purchased advertising and promotional services (Include marketing and public relations services.) . . . . . 0405

☐

--	--	--

- 9.** Purchased professional and technical services (Include management consulting, accounting, auditing, bookkeeping, legal, actuarial, payroll processing, architectural, engineering, and other professional services. Exclude salaries paid to your own employees for these services.) . . . . . 0216


☐

--	--	--

- 10.** Governmental taxes and license fees - Payments to government agencies for taxes and licenses. (Include business and property taxes. Exclude income taxes.) . . . . . 0396

☐

--	--	--

- 11.** All other operating expenses not reported elsewhere. (Exclude purchases of merchandise for resale and nonoperating expenses.) - *Specify* 

0897

0397

☐

--	--	--

- 12. TOTAL** (Add lines B1 through B11) . . . . . 0449

☐

--	--	--

INFORMATION COPY  
DO NOT USE TO REPORT

23601081



If not shown, please enter your 11-digit Census File Number (CFN) from the mailing address.

**17-21** Not Applicable.

HOW TO  
REPORT  
PERCENTS

Percents should be **rounded to whole** percents.

If figure is **38.76%** of total sales: **Report** →

2012

Percent

39 %

HOW TO  
REPORT  
ITEM **22**

**Detail of Sales, Shipments, Receipts, or Revenue**

**Kind of Business Example:**

Code

2012

Percent of total  
business done

0713

0711

**A. Construction work activities**

Building construction on land you own or control, for sale . . . . .

6001

60 %

Other kinds of construction - *Specify* →

0712

Laying Asphalt

9000

20 %

**B. Other business activity**

Rental or lease of properties . . . . .

9918

15 %

Other business activities - *Specify* →

0712

Private Landscaping

9929

5 %

**C. TOTAL** (Percentages reported in A and B should equal 100%) . . . . .

8005

100 %

**22** DETAIL OF SALES, SHIPMENTS, RECEIPTS, OR REVENUE

Kind of business

Percent of the total reported in **5**, line C due to -

Code

2012

Percent of total  
business done

0713

0711

**A. Construction work activities**

Building construction on land you own or control, for sale . . . . .

6001

%

Building construction on land customer owns . . . . .

6002

%

Remodeling contractor (except those performing specialized work such as carpentry,  
flooring, doors, or windows) . . . . .

6003

%

Construction management, at risk . . . . .

6701

%

Construction management, agency or fee only . . . . .

6702

%

CONTINUE WITH **22** ON PAGE 10 FOR ADDITIONAL TYPES OF ACTIVITY

CONTINUE ON PAGE 10

23601099

**22** DETAIL OF SALES, SHIPMENTS, RECEIPTS, OR REVENUE - Continued

Code	2012		Percent of total business done
	Percent of total business done		
0713	0711		
			%
7210			%
			%
7001			%
			%
8110			%
			%
8130			%
			%
8350			%
			%
8911			%
0712			%
9000			%
			%
			%
9911			%
			%
9914			%
			%
9917			%
			%
9918			%
			%
9923			%
			%
9925			%
0712			%
9929			%
	1	00	%
8005			

**A. Construction work activities - Continued**

Subdividing and servicing of raw land into lots, for sale by you to builders . . . . .

Heavy construction contractor, such as bridges, tunnels, pipelines, utility lines, and anchored earth retention . . . . .

Concrete contractor (except paving or precast) . . . . .

Framing contractor . . . . .

Finish carpentry contractor . . . . .

Excavation work, earthmoving, or land clearing contractor . . . . .

Other kinds of construction - Specify ↴

0712

**B. Other business activity**

Architectural services . . . . .

Engineering services . . . . .

Real estate commissions and property management fees . . . . .

Rental or lease of properties . . . . .

Building construction on land owned by you, for rent or lease (investment builder) . . . . .

Retail trade . . . . .

Other business activities - Specify ↴

0712

**C. TOTAL** (Percentages reported in A and B should equal 100%) . . . . .

If not shown, please enter your 11-digit Census File Number (CFN) from the mailing address.

HOW TO  
REPORT  
ITEM 23

### Type of Construction

#### Example:

Type of construction	Code	2012								
		Percent of construction work		Categories of construction						
				New construction		Additions, alterations, or reconstruction		Maintenance and repair work		
		0616	0614	(1)	0611	(2)	0612	(3)	0613	(4)
<b>A. BUILDING CONSTRUCTION</b>										
Single-family houses, detached . . . . .	16			75		60		10		5
<b>B. NONBUILDING CONSTRUCTION</b>										
Decks, residential type . . . . .	376			25		10		10		5
<b>C. TOTAL value of construction work done in 2012</b> (Sum of columns 2 through 4 should equal 100% in column 1). . . . .	999			100		70		20		10

### 23 TYPE OF CONSTRUCTION

Percent of the construction work reported in 5, line A involved in the following types of construction.

(Report these percentages in column (1). IMPORTANT: Complete column (1) on all pages before completing columns (2) through (4). Then in columns (2), (3), and (4) allocate the percent for each line according to the three categories of construction. The sum of columns (2) through (4) should equal the entry in column (1).


Type of construction	Code	2012								
		Percent of construction work		Categories of construction						
				New construction		Additions, alterations, or reconstruction		Maintenance and repair work		
		0616	0614	(1)	0611	(2)	0612	(3)	0613	(4)
<b>A. BUILDING CONSTRUCTION</b>										
Single-family houses, detached . . . . .	316									
Single-family houses, attached . . . . .	317									
Apartment buildings (2 or more units), such as rentals, apartment-type condominiums and cooperatives . . . . .	318									
Dormitories and barracks . . . . .	319									
Manufacturing and industrial warehouses	321									
Other manufacturing and industrial buildings, such as factories, assembly plants, and industrial research laboratories	323									
Hotels, motels, and tourist cabins . . . . .	324									

CONTINUE WITH 23 ON PAGE 12 FOR ADDITIONAL TYPES OF CONSTRUCTION

CONTINUE ON PAGE 12

23601115

**23** TYPE OF CONSTRUCTION - Continued

Type of construction	Code	2012							
		Percent of construction work		Categories of construction					
				New construction		Additions, alterations, or reconstruction		Maintenance and repair work	
0615	0616	0614	(1)	0611	(2)	0612	(3)	0613	(4)
<b>A. BUILDING CONSTRUCTION - Continued</b>									
Office buildings . . . . .	325		%		%		%		%
Stores, restaurants, automobile service stations, parking garages, and other commercial buildings . . . . .	326		%		%		%		%
Commercial warehouses, such as distribution buildings and mini-storage . . . . .	327		%		%		%		%
Religious buildings . . . . .	328		%		%		%		%
Educational buildings . . . . .	329		%		%		%		%
Health care and institutional buildings . . . . .	331		%		%		%		%
Public safety buildings, such as prisons, police, and fire stations . . . . .	332		%		%		%		%
Farm buildings, nonresidential . . . . .	333		%		%		%		%
Amusement, social, and recreational buildings . . . . .	334		%		%		%		%
Other building construction - Specify 									
0615	338		%		%		%		%
<b>B. NONBUILDING CONSTRUCTION</b>									
Highways, streets, and related work, such as public sidewalks, curbs, guardrails, and signs . . . . .	341		%		%		%		%
Private driveways and parking areas (except garages) . . . . .	343		%		%		%		%
Bridges and elevated highways . . . . .	346		%		%		%		%
Tunnels . . . . .	347		%		%		%		%
Sewers, sewer lines, septic systems, and related facilities . . . . .	351		%		%		%		%
Water mains, storage, wells, and related facilities . . . . .	352		%		%		%		%

CONTINUE WITH **23** ON PAGE 13 FOR ADDITIONAL TYPES OF CONSTRUCTION


CONTINUE ON PAGE 13

23601123



If not shown, please enter your 11-digit Census File Number (CFN) from the mailing address.

**23** TYPE OF CONSTRUCTION - Continued

Type of construction	Code	2012							
		Percent of construction work		Categories of construction					
				New construction		Additions, alterations, or reconstruction		Maintenance and repair work	
			(1)		(2)		(3)		(4)
<b>B. NONBUILDING CONSTRUCTION - Continued</b>									
Oil and gas pipelines, pumping stations, storage tanks, and mains . . . . .	353		%		%		%		%
Power and communication transmission lines, cables, towers, and related facilities . . . . .	354		%		%		%		%
Power and cogeneration plants, except hydroelectric . . . . .	356		%		%		%		%
Power plants, hydroelectric . . . . .	357		%		%		%		%
Chemical (except petrochemical) complexes/plants, blast furnaces, and mining appurtenances . . . . .	359		%		%		%		%
Sewage and water treatment plants . . . . .	361		%		%		%		%
Petrochemical plants and petroleum refineries . . . . .	364		%		%		%		%
Conservation and development construction, such as dams, drainage canals, and flood control projects . . . . .	368		%		%		%		%
Decks, residential type . . . . .	376		%		%		%		%
Other nonbuilding construction - Specify 									
0615 <div style="border: 1px solid black; width: 300px; height: 30px; display: inline-block;"></div>	395		%		%		%		%
<b>C. TOTAL value of construction work done in 2012</b> (Sum of columns 2 through 4 should equal 100% in column 1). . . . .	999	100	%		%		%		%

**24 and 25** Not Applicable.

23601131

**26** SPECIAL INQUIRIES**A. OWNERSHIP OF CONSTRUCTION PROJECTS**Percent of the construction work reported in **5**, line A on projects owned by the following:**1.** Private businesses and individuals . . . . . 9000**2.** State and local governments . . . . . 9001**3.** Federal government . . . . . 9002**4. TOTAL** (Percentages reported in lines A1 through A3 should equal 100%) . . . . .

2012			
Percent			
<input type="text"/>	<input type="text"/>	<input type="text"/>	%
<input type="text"/>	<input type="text"/>	<input type="text"/>	%
<input type="text"/>	<input type="text"/>	<input type="text"/>	%
<input type="text" value="1"/>	<input type="text" value="0"/>	<input type="text" value="0"/>	%

**B. CONSTRUCTION WORK DONE AS A SUBCONTRACTOR**Percent of the amount you reported in **5**, line A which represents work you did for other contractors or builders

(Enter "0" if you did not subcontract work from other contractors or builders.) . . . . . 9100

2012			
Percent			
<input type="text"/>	<input type="text"/>	<input type="text"/>	%

**INFORMATION COPY  
DO NOT USE TO REPORT**

CONTINUE WITH **26** ON PAGE 15

23601149



CONTINUE ON PAGE 15

If not shown, please enter your 11-digit Census File Number (CFN) from the mailing address.

**26** SPECIAL INQUIRIES - Continued

**C. CONSTRUCTION WORK DONE BY STATE**

Percent of the construction work reported in **5**, line A which occurred in each state  
(The sum of the percentages reported should equal 100%.)

State				2012 Percent				State				2012 Percent				State				2012 Percent			
9201	Alabama			%	9222	Louisiana			%	9240	Oklahoma			%									
9202	Alaska			%	9223	Maine			%	9241	Oregon			%									
9204	Arizona			%	9224	Maryland			%	9242	Pennsylvania			%									
9205	Arkansas			%	9225	Massachusetts			%	9244	Rhode Island			%									
9206	California			%	9226	Michigan			%	9245	South Carolina			%									
9208	Colorado			%	9227	Minnesota			%	9246	South Dakota			%									
9209	Connecticut			%	9228	Mississippi			%	9247	Tennessee			%									
9210	Delaware			%	9229	Missouri			%	9248	Texas			%									
9211	District of Columbia			%	9230	Montana			%	9249	Utah			%									
9212	Florida			%	9231	Nebraska			%	9250	Vermont			%									
9213	Georgia			%	9232	Nevada			%	9251	Virginia			%									
9215	Hawaii			%	9233	New Hampshire			%	9253	Washington			%									
9216	Idaho			%	9234	New Jersey			%	9254	West Virginia			%									
9217	Illinois			%	9235	New Mexico			%	9255	Wisconsin			%									
9218	Indiana			%	9236	New York			%	9256	Wyoming			%									
9219	Iowa			%	9237	North Carolina			%		<b>United States</b>	1	0	0	%								
9220	Kansas			%	9238	North Dakota			%														
9221	Kentucky			%	9239	Ohio			%														

CONTINUE WITH **26** ON PAGE 16

CONTINUE ON PAGE 16

23601156

**26** SPECIAL INQUIRIES - Continued**D. HOUSING STARTS**Did you **BUILD/MANAGE THE CONSTRUCTION OF RESIDENTIAL BUILDINGS** in 2012?9309 ☐ Yes - Go to line D1 9310 ☐ No - Go to **30****NOTE: 26D IS ONLY APPLICABLE IF YOU BUILD/MANAGE THE CONSTRUCTION OF RESIDENTIAL BUILDINGS AS A CONSTRUCTION ACTIVITY (ACCORDING TO RESPONSE IN 22)**

- 1.** Did you start to build/manage construction of new residential buildings (single-family homes, townhomes, apartments, condominiums) during 2012? (New residential building starts for 2012 are considered to be **ONLY** when excavation has begun for building of new housing structures during the 2012 calendar year)

9307 ☐ Yes - Go to line D2 9308 ☐ No new residential housing starts for 2012- Go to **30**

- 2.** Single-family homes started in 2012 (Include attached single-family homes, townhomes, if each individual house is separated by an unbroken ground to roof wall with separate utility meters. Otherwise report as multifamily in line D3.)

- a.** Houses built for sale on land you owned (whether sold or not) or for rent:

Mark "X"  
if None

2012

Number

- (1) Number of Detached** (free standing single-family homes) . . . . . 9300 ☐

- (2) Number of Attached** (single-family homes separated by an unbroken ground to roof wall with separate utility meters: townhomes, duplexes, row-homes) . . . . . 9301 ☐

- b.** Houses built for customers on their land (Exclude houses where the customer acted as the general contractor):

- (1) Number of Detached** (free standing single-family homes) . . . . . 9302 ☐

- (2) Number of Attached** (single-family homes separated by an unbroken ground to roof wall with separate utility meters: townhomes, duplexes, row-homes) . . . . . 9303 ☐

- 3.** Multifamily homes started in 2012 (Include multifamily buildings with two or more units: rentals, apartment type condominiums, and cooperatives)

- a. Number of Multifamily Buildings** (apartment/condominium complexes) . 9304 ☐

- b. Number of Housing Units** (total individual units of all multifamily buildings started) . . . . . 9305 ☐

**27-29** Not Applicable.

23601164



If not shown, please enter your 11-digit Census File Number (CFN) from the mailing address.

REMARKS (Please use this space for any explanations that may be essential in understanding your reported data.)

**INFORMATION COPY  
DO NOT USE TO REPORT**

**30** CERTIFICATION - This report is substantially accurate and was prepared in accordance with the instructions.

Is the time period covered by this report a calendar year?

☐

Yes

☐

No - Enter time period covered →

FROM

Month

Year

Month

Year

TO

Name of person to contact regarding this report

Title

Tele-  
phone

Area code

Number

Extension

Fax

Area code

Number

E-mail address

Date  
completed

Month

Day

Year

**Thank you for completing your 2012 ECONOMIC CENSUS form.**

**PLEASE PHOTOCOPY THIS FORM FOR YOUR RECORDS AND RETURN THE ORIGINAL.**

23601172